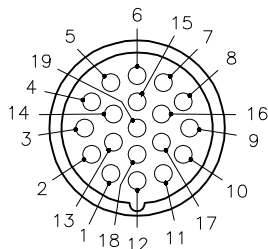
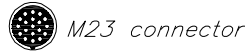
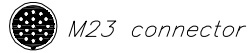
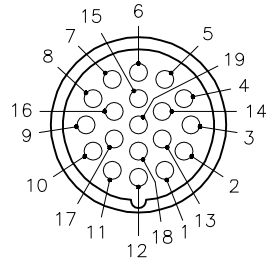


MALE END VIEW

FEMALE END VIEW



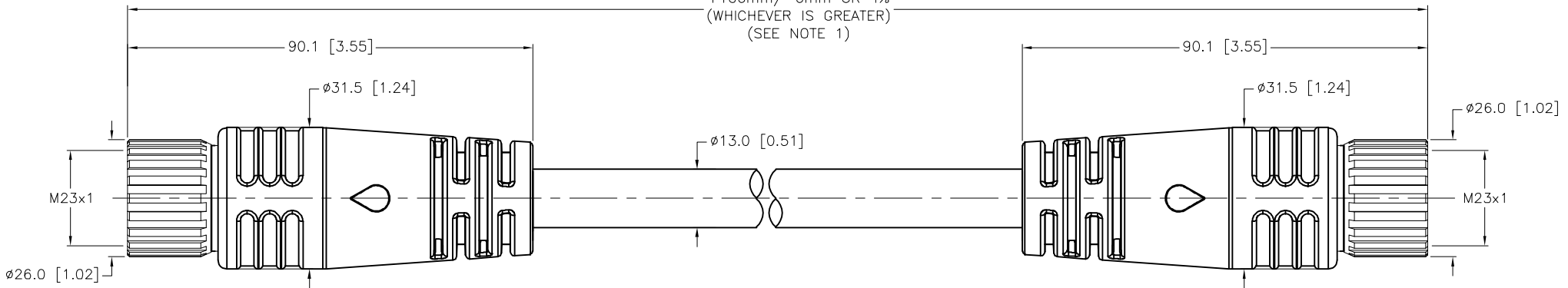
- 1 = VIOLET
- 2 = RED
- 3 = GRAY
- 4 = RED/BLUE
- 5 = GREEN
- 6 = BLUE
- 7 = GRAY/PINK
- 8 = WHITE/GREEN
- 9 = WHITE/YELLOW
- 10 = WHITE/GRAY
- 11 = BLACK
- 12 = GREEN/YELLOW
- 13 = YELLOW/BROWN
- 14 = BROWN/GREEN
- 15 = WHITE
- 16 = YELLOW
- 17 = PINK
- 18 = GRAY/BROWN
- 19 = BROWN



SPECIFICATIONS

CONTACT CARRIER MATERIAL	NYLON or PBT
MOLDED HEAD MATERIAL/COLOR	TPU/BLACK
CONTACT MATERIAL/PLATING	BRASS/GOLD
COUPLING NUT MATERIAL/PLATING	BRASS/NICKEL
RATED CURRENT [A]	9.0 A (PINS 6,12,19), 2.0 A (ALL OTHERS)
RATED VOLTAGE [V]	150 V
OUTER JACKET MATERIAL/COLOR	PVC/BLACK
CONDUCTOR INSULATION MATERIAL	PVC/NYLON (NYLON OVERCOAT)
NUMBER OF CONDUCTORS [AWG]	19x18 AWG
TEMPERATURE RANGE	-40°C to +105°C (-40°F to +221°F)
PROTECTION CLASS	IEC IP67

* METERS
+100mm/-0mm OR 4%
(WHICHEVER IS GREATER)
(SEE NOTE 1)



SOURCE DRAWING - FOR REFERENCE ONLY

NOTES:

- "*" INDICATES CABLE LENGTH IN METERS. CONTACT TURCK TO ORDER SPECIFIC LENGTHS.
- "/S3042" DESIGNATES BLACK ITC-DB/PLTC CABLE.

RELATED DOCUMENTS 1. 2. 3. 4.	3RD ANGLE PROJECTION	THIS DRAWING IS CONFIDENTIAL AND THE PROPERTY OF TURCK INC. USE OF THIS DOCUMENT WITHOUT WRITTEN PERMISSION IS PROHIBITED.	<p>3000 CAMPUS DRIVE MINNEAPOLIS, MN 55441 1-800-544-7769 (763) 553-7300 (763) 553-0708 fax www.turck.us</p>	
	MATERIAL			DRFT RDS DATE 01/21/13 DESCRIPTION CSM CKM 19-19-*/S3042
	FINISH			APVD T.S. SCALE 1=1.3
	SEE SPECIFICATIONS			UNIT OF MEASUREMENT MILLIMETER [INCH]
SEE SPECIFICATIONS	CONTACT TURCK FOR MORE INFORMATION	DO NOT SCALE THIS DRAWING	IDENTIFICATION NO. FILE: 777030995	
D UPDATE NOTES	NF 09/09/24 80575		REV D	
REV DESCRIPTION	BY DATE ECO NO.		SHEET 1 OF 1	